



hansgrohe

**Showering Solutions at
1.8 GPM and Below**

Sustainability, Superb Performance, and German Design Excellence. Since 1901.



Sustainability.

Founded in Germany in 1901, we have built a reputation as a leader in sustainability. Having an Environmental Officer since 1989 and having been a WaterSense partner since 2007: Sustainability is a tradition at the Hansgrohe company.



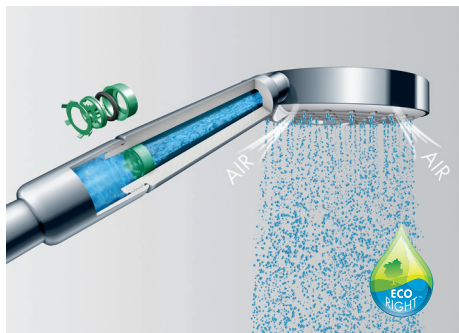
Innovative Technologies.

We continuously reinvent products to make the user experience even better, leading to innovations, like Select, that give you intuitive water control at the touch of a button.




Award-Winning Design.

We have worked closely with numerous internationally-renowned designers, starting in the 1970s. More than 550 international design awards including iF, Design+ and reddot are testament to our commitment to innovation and design excellence.



Water-Efficient Products.

Our company has a legacy of innovation in showering. Our unique air-injection technology is one way our shower products deliver water savings that do not come at the expense of performance.



Hansgrohe Spray Lab.

Our spray lab is dedicated to the pursuit of the perfect shower, by gaining a deeper understanding of water through the tireless efforts of our research and development experts in Germany.



Quality — Made by Hansgrohe

German quality, assembled in the USA: Our products are designed in Germany by the industry's leading experts, and most of our hansgrohe-branded products are assembled at our North American headquarters outside of Atlanta, Georgia.

PowderRain. Innovation for Showering Pleasure.

With warm and misty rain droplets in mind, our product specialists developed our newest spray mode, PowderRain. This innovation is featured in the newest range of 1.75 GPM Raindance products that will transform your showering experience, making it even more special, and indeed unique: Showering you with micro-fine droplets, wrapping your skin in a cocoon of water.



No-clog spray channels.

Innovative in design, products equipped with the PowderRain spray mode feature silicone nozzles with several fine openings producing thousands of micro-droplets, that create the concentrated coverage and unique sensation of soft, sensual rain.

SELECT button*

Experience 3 unique showering sensations in one: PowderRain to Relax, WhirlAir to Rejuvenate, and Rain to Revitalize.

*This feature available only on specific models.

Also available with PowderRain spray mode:



Raindance S Showerhead 180
1-Jet P 1.75 GPM
#27629001



Raindance Select S Handshower
120 3-Jet P 1.75 GPM
#26036001



Raindance E Showerhead 400
1-Jet, 1.8 GPM
#26255001

Showerheads



Raindance Classic 240 1-Jet 1.75 GPM

Chrome	#27367001	\$ 721
Brushed Nickel	#27367821	\$1001
Polished Nickel	#27367831	\$ 829
Rubbed Bronze	#27367921	\$1001



Croma Select S 180 2-Jet 1.8 GPM

Chrome	#04388000	\$288
Chrome/White	#04388400	\$288
Brushed Nickel	#04388820	\$373



Croma Select E 180 2-Jet 1.8 GPM

Chrome	#04387000	\$288
Chrome/White	#04387400	\$288
Brushed Nickel	#04387820	\$373



Croma 280 1-Jet 1.75 GPM

Chrome	#26217001	\$397
Brushed Nickel	#26217821	\$496



Croma 100 E 3-Jet 1.8 GPM

Chrome	#04733000	\$ 96
Brushed Nickel	#04733820	\$127




Croma E 75 1-Jet 1.5 GPM

Chrome	#06498000	\$ 53
Brushed Nickel	#06498820	\$ 75



Croma 100 Classic 3-Jet 1.8 GPM

Chrome	#04751000	\$ 97
Brushed Nickel	#04751820	\$140
Polished Nickel	#04751830	\$118
Rubbed Bronze	#04751920	\$140



Raindance E 400 1-Jet 1.8 GPM

Chrome	#26255001	\$692
--------	-----------	-------



Raindance E 300 1-Jet 1.8 GPM

Chrome	#26240001	\$569
Brushed Nickel	#26240821	\$740

Required Parts:

Raindance E Showerarm, 15"

Chrome	#04731000	\$186
Brushed Nickel	#04731820	\$242



Raindance Select S 240 2-Jet 1.8 GPM

Chrome	#04720000	\$544
Chrome/White	#04720400	\$544
Brushed Nickel	#04720820	\$700



Raindance S 180 1-Jet P 1.75 GPM

Chrome	#27629001	\$495
Brushed Nickel	#27629821	\$700

NEW



Raindance S 150 3-Jet 1.75 GPM

Chrome	#04800000	\$246
Brushed Nickel	#04800820	\$342

NEW



Raindance Classic 150 3-Jet 1.75 GPM

Chrome	#04801000	\$289
Brushed Nickel	#04801820	\$407
Polished Nickel	#04801830	\$332

Handshowers & Showerpipes



Raindance Select S 120 3-Jet P 1.75 GPM

Chrome	#26036001	\$ 160
Brushed Nickel	#26036821	\$ 212



Croma Select S 110 3-Jet 1.75 GPM

Chrome/White	#04724400	\$ 123
Brushed Nickel	#04724820	\$ 148



Croma Select E 110 3-Jet 1.75 GPM

Chrome/White	#04723400	\$ 127
Brushed Nickel	#04723820	\$ 149



Croma 100 E 3-Jet 1.8 GPM

Chrome	#04752000	\$ 96
Brushed Nickel	#04752820	\$ 127



Croma E 75 1-Jet 1.5 GPM

Chrome	#06497000	\$ 65
Brushed Nickel	#06497820	\$ 86



Croma 100 Classic 3-Jet 1.8 GPM

Chrome	#04753000	\$ 106
Brushed Nickel	#04753820	\$ 149
Polished Nickel	#04753830	\$ 127
Rubbed Bronze	#04753920	\$ 149



Crometta 100 3-Jet 1.75 GPM

Chrome	#26833401	\$ 73
Brushed Nickel	#26833821	\$ 84



Crometta 100 Vario-Jet 1.75 GPM

Chrome	#26832401	\$ 63
Brushed Nickel	#26832821	\$ 73



Crometta Vario-Jet 1.75 GPM

Chrome	#26332401	\$ 53
Brushed Nickel	#26332821	\$ 63



Raindance E Showerpipe without Shower Components [Shown to left]

Chrome	#04732000	\$ 899
--------	-----------	--------

Required Parts:

Raindance E 300 1-Jet 1.8 GPM

Chrome	#26240001	\$ 569
--------	-----------	--------

Handshower Hose Techniflex, 63"

Chrome	#28276003	\$ 56
--------	-----------	-------

Showerpipe Basic Set

Rough	#16181181	\$ 69
-------	-----------	-------

Innovative 1.8 GPM Shower Solutions

SOLUTION 1 - Effective



Parts needed for installation:

- | | | | |
|----------|--|-----------|-------|
| 1 | Raindance E Showerhead 300 1-Jet 1.8 GPM | | |
| | Chrome | #26240001 | \$569 |
| | Brushed Nickel | #26240821 | \$740 |
| 2 | Raindance E Showerarm, 15" | | |
| | Chrome | #04731000 | \$186 |
| | Brushed Nickel | #04731820 | \$242 |
| 3 | Raindance Select S Handshower 120 3-Jet P 1.75 GPM | | |
| | Chrome | #26036001 | \$160 |
| | Brushed Nickel | #26036821 | \$212 |
| 4 | Handshower Hose Techniflex, 63" | | |
| | Chrome | #28276003 | \$56 |
| 5 | Handshower Holder S | | |
| | Chrome | #28331000 | \$43 |
| | Brushed Nickel | #28331820 | \$65 |
| | Polished Nickel | #28331830 | \$43 |
| 6 | FixFit Wall Outlet Square with Check Valves | | |
| | Chrome | #26455001 | \$94 |
| | Brushed Nickel | #26455821 | \$125 |
| 7 | Ecostat Square Thermostatic Trim with Volume Control & Diverter | | |
| | Chrome | #15714001 | \$525 |
| | Brushed Nickel | #15414821 | \$630 |
| 8 | iBox Universal Plus with Service Stops, 3/4" | | |
| | Rough | #01850181 | \$165 |

SOLUTION 2 - Preferred



Parts needed for installation:

- | | | | |
|----------|---|-----------|-------|
| 1 | Raindance E Showerpipe without Shower Components | | |
| | Chrome | #04732000 | \$899 |
| 2 | Showerpipe Basic Set [Not shown] | | |
| | Rough | #16181181 | \$69 |
| 3 | Raindance E Showerhead 300 1-Jet 1.8 GPM | | |
| | Chrome | #26240001 | \$569 |
| | Brushed Nickel | #26240821 | \$740 |
| 4 | Raindance Select S Handshower 120 3-Jet P 1.75 GPM | | |
| | Chrome | #26036001 | \$160 |
| | Brushed Nickel | #26036821 | \$212 |
| 5 | Techniflex Hose, 63" | | |
| | Chrome | #28276003 | \$56 |

SOLUTION 3 - Optimum



Parts needed for installation:

- | | | | |
|----------|---|-----------|-------|
| 1 | Unica Wallbar Raindance E, 36" | | |
| | Chrome | #27640000 | \$293 |
| | Includes Handshower Hose Techniflex, 63" | | |
| 2 | Rough, ShowerTablet Thermostatic Trim 600 for Exposed Installation for 2 Functions [Not shown] | | |
| | Rough | #13129181 | \$111 |
| 3 | ShowerTablet Thermostatic Trim 600 for Exposed Installation for 2 Functions | | |
| | Chrome | #13108001 | \$995 |
| | White/Chrome | #13108401 | \$995 |
| 4 | Raindance E Showerhead 300 1-Jet 1.8 GPM | | |
| | Chrome | #26240001 | \$569 |
| | Brushed Nickel | #26240821 | \$740 |
| 5 | Raindance E Showerarm, 15" | | |
| | Chrome | #04731000 | \$186 |
| | Brushed Nickel | #04731820 | \$242 |
| 6 | Raindance Select S Handshower 120 3-Jet P 1.75 GPM | | |
| | Chrome | #26036001 | \$160 |
| | Brushed Nickel | #26036821 | \$212 |

Hansgrohe, Inc. either owns or has applied for trademark protection from the United States Patent Office for all the product names and features listed below.

Without written consent from Hansgrohe, Inc., you may not use, copy, reproduce or modify any of these marks, and Hansgrohe, Inc. does not intend to give any party license or other interest in any intellectual property rights through distribution of any literature. Additional trademark protection for product names and features not listed in this price book applies as well.

- Allegro®

AXOR®

Clubmaster®

Croma®

EcoRight™

Focus®

hansgrohe®

iBox®

Metris®

Metropol™

PowderRain®

PuraVida®
- QuickClean®

Raindance®

Rainfall®

ShowerTablet™

sBox®

Select®

Swing®

Talis®

Techniflex®

ThermoBalance®

Unica®



Products with this logo are covered under Hansgrohe, Inc.’s Minimum Advertised Price (MAP) policy. For further information, please contact map@hansgrohe.com.



All showerheads and handshowers shown in the brochure meet U.S. Environmental Protection Agency WaterSense label criteria for water efficiency. WaterSense labeled products perform as well as or better than their less efficient counterparts.

Local codes vary, so please check the requirements in your area before installation. Hansgrohe, Inc. recommends that our products be installed only by a licensed plumbing contractor.

Flow rates for showerheads and handshowers are based on 80 PSI flowing pressure.